

Get An Early Estimate of Your Alvernia University Financial Aid Offer!

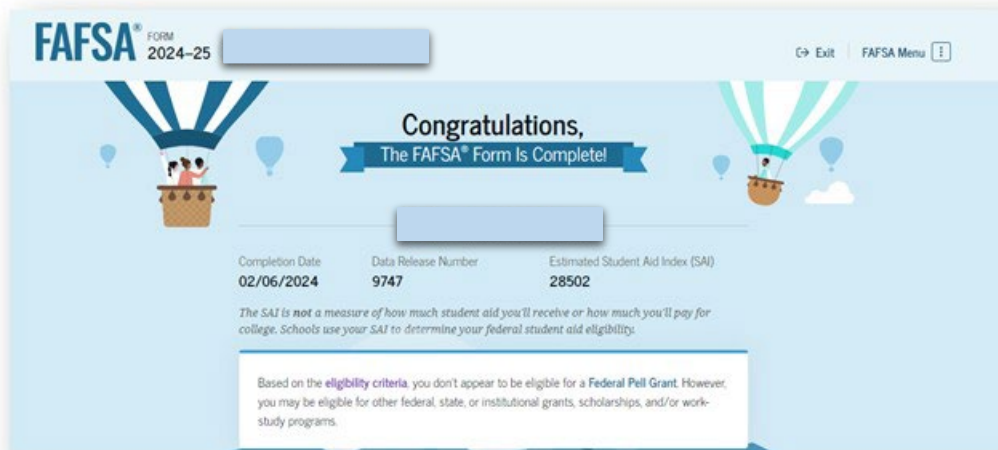
Follow the instructions on this flier. Then upload your Student Aid Index (SAI) information from your 2024-2025 FAFSA to your Admissions portal and we will create an estimated financial aid offer for you. Official offers will still be sent out later in the spring, but our early estimate can help you feel more prepared for the upcoming academic year. If you have questions, contact the Office of Student Financial Services at sfs@alvernia.edu or your admissions counselor at admissions@alvernia.edu.

Important note: Your estimated financial aid offer will be created and posted on your Admissions Portal within 48 hours. You will receive an email notification when it is posted. All offers are considered drafts or estimates until the Department of Education releases processed 2024-2025 FAFSA data and SAIs to schools, which is expected in mid-March.

If you have not yet completed your 2024-2025 FAFSA

Step 1: Use your FSA ID to Log into www.studentaid.gov.

Step 2: Complete the 2024-2025 FAFSA (should take 30-45 minutes) and stop at your 'Congratulations' page:

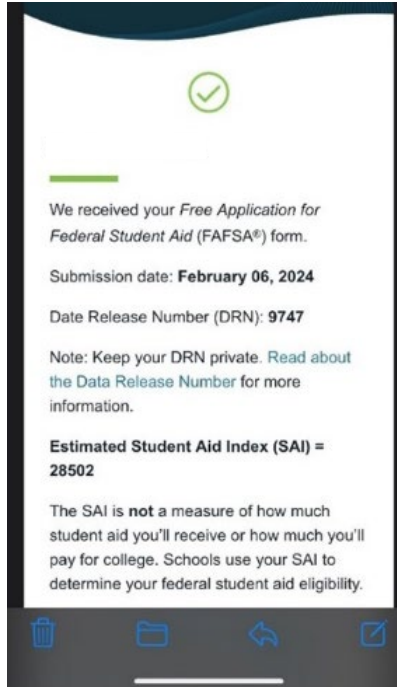


Step 3: Before exiting this page, take a screenshot and record your Estimated Student Aid Index (SAI)

Step 4: Upload your Estimated SAI screenshot or email to your Slate portal: <https://admissions.alvernia.edu/account/login>

If You Have Already Completed Your 2024-2025 FAFSA

Step 1: You would have received an email from the Department of Education titled 'We've Received Your FAFSA Form'. Open this email to find your SAI.



Step 2: Upload your Estimated SAI screenshot or email to your Slate portal: <https://admissions.alvernia.edu/account/login>

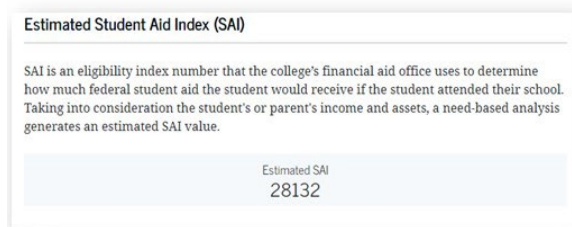
How to Use the Federal Student Aid (FSA) Estimator

Step 1: Start at <https://studentaid.gov/aid-estimator/>

Step 2: Complete the estimator questions. Questions will include the adjusted gross income from parent(s) and student's 2022 tax information, so it's best to have those documents handy.

Step 3: An SAI will be calculated and displayed. Scroll to the bottom of this page to save your estimate.

Step 4: Upload your Estimated SAI PDF to your Slate portal: <https://admissions.alvernia.edu/account/login>



For more information, visit [Alvernia.edu/FAFSA](https://alvernia.edu/FAFSA).