



2024-25 FAFSA 'Simplification'

Presented by Christine Saadi
Senior Director, Student Financial
Services

2023-24 FAFSA® Form

Use the 2023-24 FAFSA® form to apply for college financial aid for 7/1/23-6/30/24.

2024-25 FAFSA® Form Coming in December

Apply for aid for 7/1/24-6/30/25 on the 2024-25 form in December.

[Start 2023-24 Form](#)

Returning to the 2023-24 FAFSA® form?

[Correct info](#) | [Add a school](#)

[View your Student Aid Report \(SAR\)](#)

[Log In](#)

FAFSA® Announcements

[Launch of the 2024-25 FAFSA® Form](#)

The 2024-25 FAFSA® form will be available in December 2023, not Oct. 1. [Learn how to prepare for and stay informed about the FAFSA launch.](#)

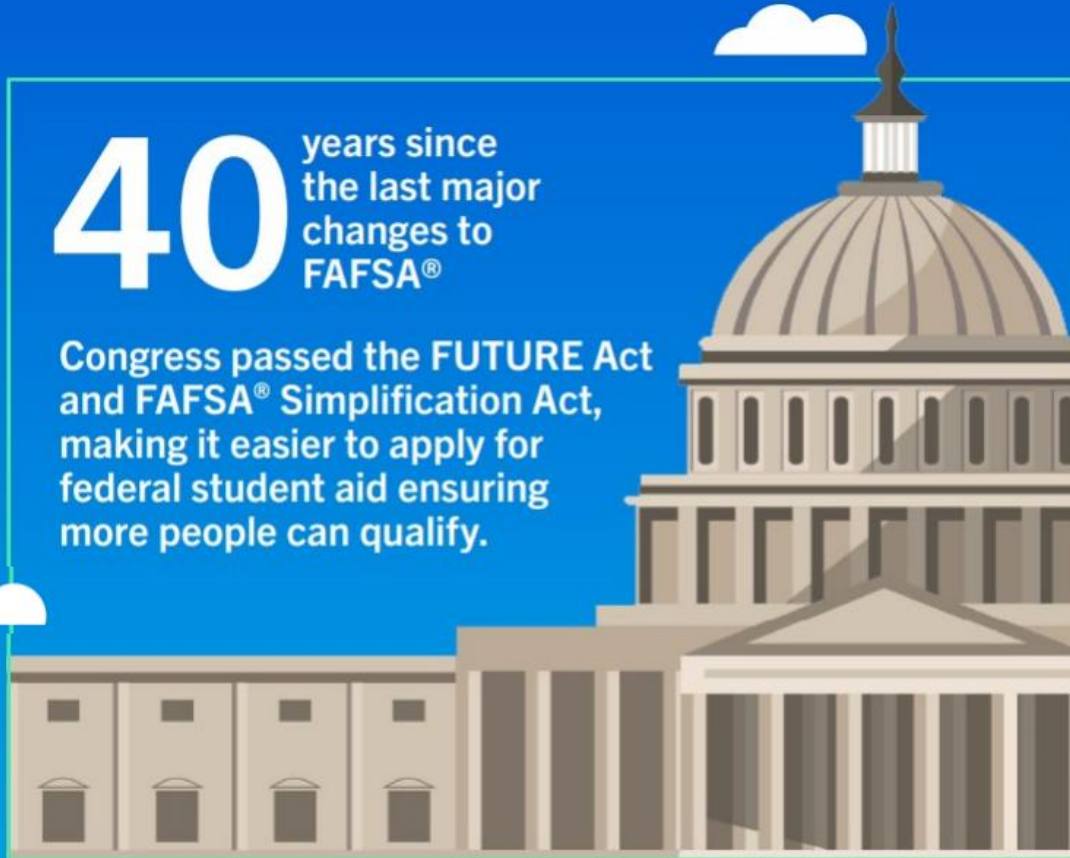
**** Please note the following information can be found through the FSA Knowledge Center. These slides were presented on Nov 15, 2023, so information may have changed or updated since that date***



Alvernia
University

40 years since
the last major
changes to
FAFSA®

Congress passed the **FUTURE Act**
and **FAFSA® Simplification Act**,
making it easier to apply for
federal student aid ensuring
more people can qualify.





Major Changes to the FAFSA As We Know It...

- FAFSA will be available starting December 31, 2023 instead of October 1. For 25-26 FAFSA will be again available Oct 1st.
- Recalculation of federal aid eligibility. Eligibility for aid is more closely associated with household information on filed taxes and using poverty guidelines by state.
- Consideration for professional judgement such as dependency status and financial changes are more comprehensively considered.
- The actual form itself is 'simplified' from a consumer perspective (maybe not so much for aid offices 😊!)



How Do We Communicate These Changes to our AU Community & our Students & Families?

- ❑ The Department of Education is currently communicating with families who have previously filed FAFSAs that the FAFSA will be available starting December 2023 instead of October
- ❑ New and first time FAFSA filers should complete your FSA ID (Studentaid.gov ID) account as soon as possible.
 - ❑ FAFSA filers without a SSN must create a FSA ID
- ❑ There will be a 3 to 4-day delay once the ID is created prior to use in completing the FAFSA
- ❑ All other schools are going through the same FAFSA information transition



General/Other Question

FAFSA available Oct 1st (PA State Grant Deadline May 1st)

Over 100+ questions

Student and Parent can work on the same questions together

Selective Service and Drug Conviction question

Demographic questions including sex, race, ethnicity

Third parties could charge a fee to help fill out FAFSA

General/Other Question Changes

FAFSA available Dec 2023; Oct 1st starting back 25-26 (PA State Grant Deadline May 1st)

Less than 40 questions

Student and Parent have their own sections after signing in

Removed

23-24 optional; 24-25 required, but not shared with school or eligibility calc

Any fees charged to fill out FAFSA are banned



Previous Terminology

EFC (Expected Family Contribution)

FSA ID

Parent(s);
Parent Spouse;
Applicant Spouse

IDR (Income Data Retrieval)
& FAFSA Signature

Room & Board

Student Aid Report (SAR)

New Terminology

SAI (Student Aid Index)

Studentaid.gov Account

Contributors

FTI (Federal Tax Information)
& Consent

Housing & Food

FAFSA Submission Summary

The EFC Is No Longer

EFC



EFC

Parent &
Student
Incomes

Household
Size

0 to
999,999

SAI

Contributor
Income

Tax Return
Data

-1,500 to
999,999

Can adjust if info
has changed
since filling taxes;
in college NOT
part of need
analysis

Pell

Determined by EFC
(income & household
size)

Award determined by
schedule based on
college cost of
attendance

Award proportion
based on term
enrollment (full, part,
three quarter, less than
three quarter time)

New Pell

Determined by AGI and
family size determined
by tax information

Award determined by
state of residence &
poverty guidelines

Award proportion
based on enrolled
credit hours and
prorated for less than
full-time



IDR (Income Data Retrieval) & FAFSA Signature

Student/Parent elects to retrieve tax information from IRS to FAFSA

Student/Parent manually enters tax information

Student/Parent can modify tax information after FAFSA submittal

Dep not married; report income of parent student lives with 9 months of year

FTI (Federal Tax Information) & Consent

Contributors to FAFSA consent to automatic IRS data retrieval

Manual entry of tax data not an option - except for certain tax file status or identity theft of SSN

Consent cannot be revoked

Dep not married; report income of parent who provides the greater portion of the student's financial; a remarried parent must include their spouse's (the student's stepparent) income.

Taxes will need to be filed before SAI is provided

Other Income Data

Value of family farms and small business with less than 100 employees is excluded from assets

Families making less than \$50k do not report assets

Child support received is counted as income

Contributions to retirement accounts (401k and 403b) are reported as an asset.

Student/Parent can modify tax information after FAFSA submittal

Other Income Data Changes

Value of family farms and small business with less than 100 employees is reported as an asset

Families making less than \$60k do not report assets

Child support received reported as an asset

Contributions to retirement accounts (401k and 403b) are no longer reported as an asset.

Consent cannot be revoked

Net worth = value of business/farm – debts owed against it



Special Circumstances

Identify on FAFSA; no EFC is calculated until SFS resolves w/family

Changes to income and/or household size after FAFSA is filed

Dependency Override

Dependency Override needed to be 'proven' by student statement each academic year enrolled

Professional Judgement (PJ)

Identify on FAFSA; SAI is calculated and considered 'provisional' until SFS resolves w/student

Special Circumstance = Changes leading to SAI recalculation

- Family income, assets
- Dislocated worker
- Housing change due to homelessness

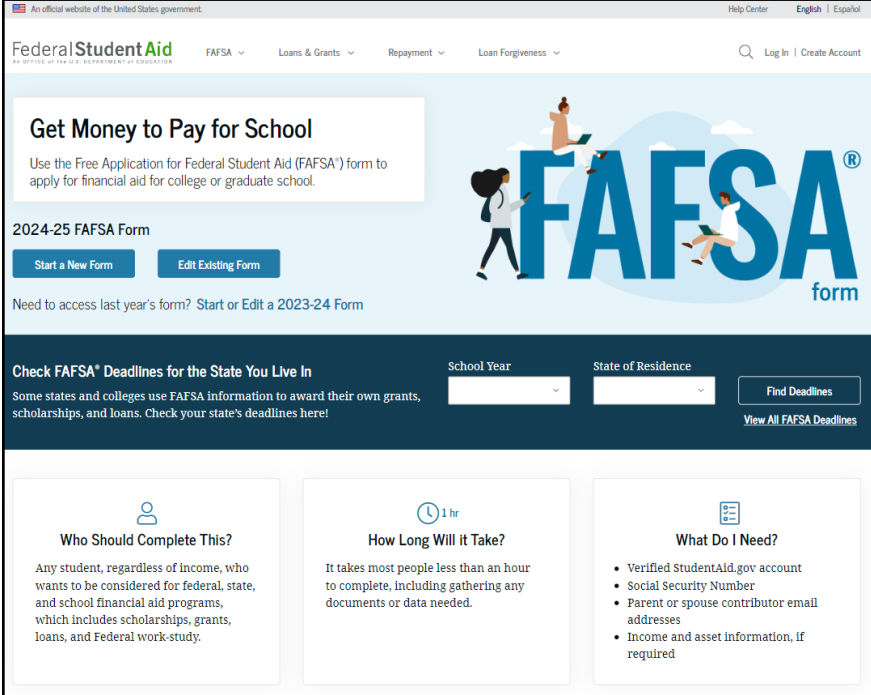
Unusual Circumstances = Changes leading to dependency status

- Human trafficking
- Refugee/asylee
- Parental abandonment/incarceration, etc.

PJ assumed each year student is enrolled at your school or previous school after initially determined if circumstances remain unchanged

Student FAFSA® Form Landing Page

This mock up of the planned FAFSA® form landing page. On this page, students are directed to "Start a New Form" or "Edit Existing Form."



An official website of the United States government. Help Center English | Español

FederalStudentAid AN OFFICE OF THE U.S. DEPARTMENT OF EDUCATION FAFSA Loans & Grants Repayment Loan Forgiveness Log In | Create Account

Get Money to Pay for School

Use the Free Application for Federal Student Aid (FAFSA®) form to apply for financial aid for college or graduate school.

2024-25 FAFSA Form

[Start a New Form](#) [Edit Existing Form](#)

Need to access last year's form? [Start or Edit a 2023-24 Form](#)

Check FAFSA® Deadlines for the State You Live In

Some states and colleges use FAFSA information to award their own grants, scholarships, and loans. Check your state's deadlines here!

School Year State of Residence [Find Deadlines](#)

[View All FAFSA Deadlines](#)

Who Should Complete This?

Any student, regardless of income, who wants to be considered for federal, state, and school financial aid programs, which includes scholarships, grants, loans, and Federal work-study.

How Long Will it Take?

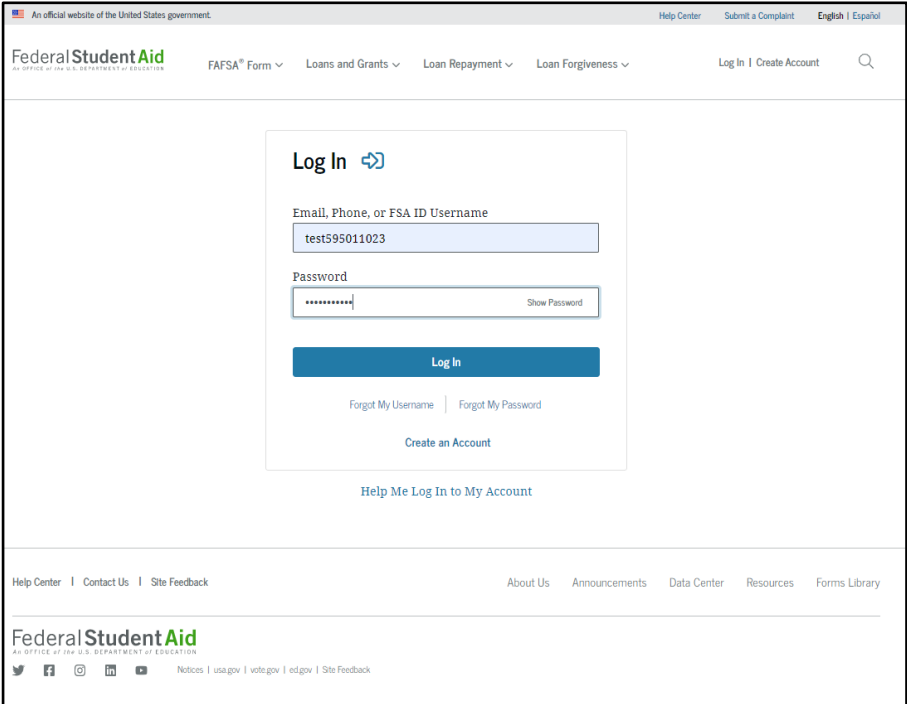
It takes most people less than an hour to complete, including gathering any documents or data needed.

What Do I Need?

- Verified StudentAid.gov account
- Social Security Number
- Parent or spouse contributor email addresses
- Income and asset information, if required

Student Log In

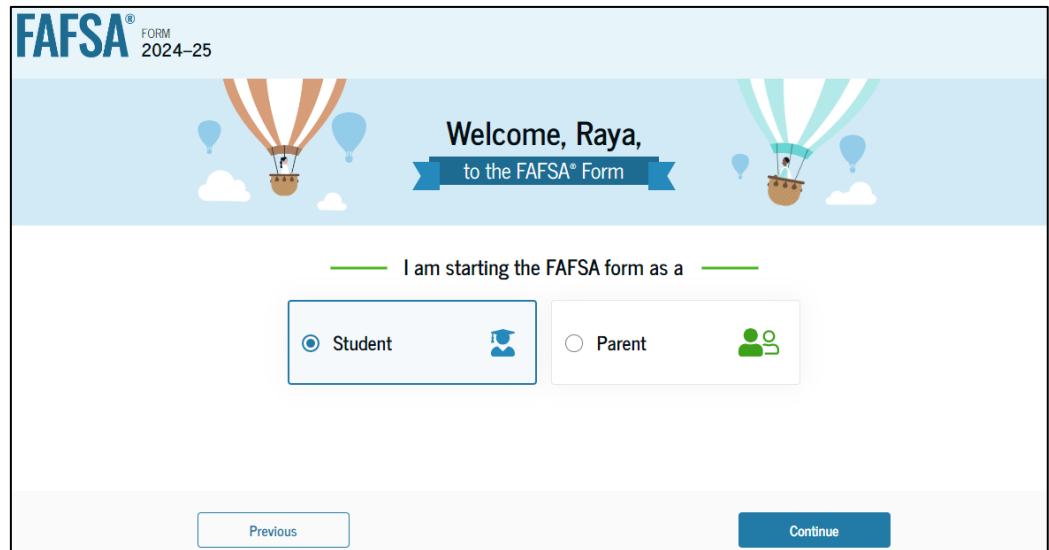
The student selects "Start a New Form" from the FAFSA® landing page and they are not logged in to StudentAid.gov, they are taken to the "Log In" page to enter their log-in credentials. To access the FAFSA form, all students are required to have an FSA ID (account username and password). If the student doesn't have an FSA ID, they can select "Create an Account," however will need to wait 3 to 4 days to complete the FAFSA.



The screenshot shows the Federal Student Aid website's login interface. At the top, there is a navigation bar with the Federal Student Aid logo and links for "FAFSA® Form", "Loans and Grants", "Loan Repayment", and "Loan Forgiveness". A search icon and "Log In | Create Account" link are also present. The main content area features a "Log In" heading with a refresh icon. Below this is a form with two input fields: "Email, Phone, or FSA ID Username" containing the text "test595011023" and "Password" containing masked characters. A "Show Password" link is next to the password field. A blue "Log In" button is positioned below the fields. Underneath the button are links for "Forgot My Username" and "Forgot My Password". At the bottom of the form is a "Create an Account" link. Below the form is a link that says "Help Me Log In to My Account". The footer contains links for "Help Center", "Contact Us", "Site Feedback", "About Us", "Announcements", "Data Center", "Resources", and "Forms Library". Social media icons and additional links like "Notices", "usa.gov", "vote.gov", and "ed.gov" are at the very bottom.

Student Roles


After logging in, the student selects the applicable role to fill out the FAFSA® form: “Student.”




FAFSA® FORM 2024-25

Welcome, Raya,
to the FAFSA® Form

I am starting the FAFSA form as a

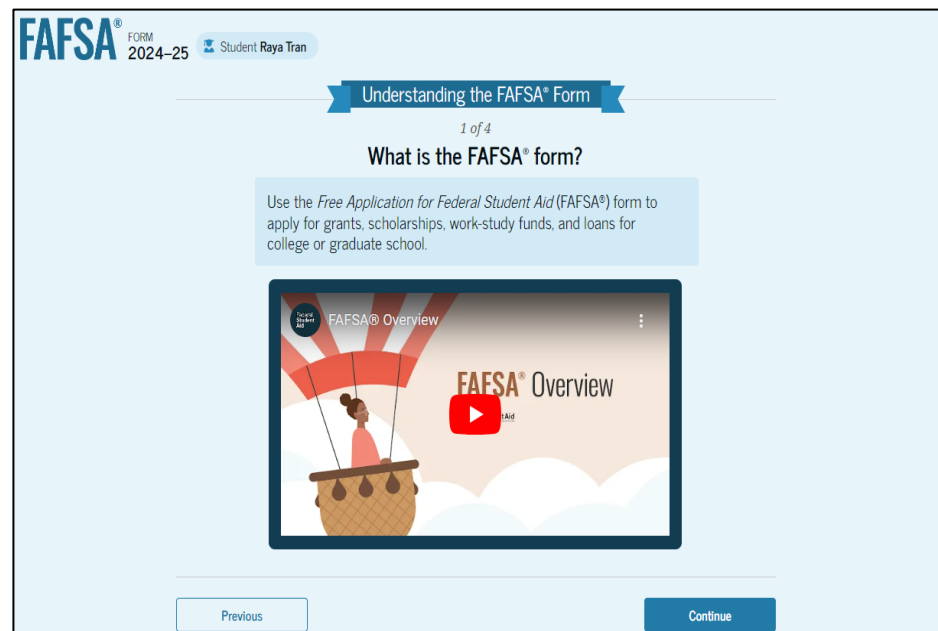
Student 

Parent 

Previous Continue

Student Onboarding (1 of 4)

When the student starts the 2024–25 FAFSA® form for the first time, they are taken through the FAFSA onboarding process. The first onboarding page provides an overview of the FAFSA form and an accompanying video.



Student Onboarding (2 of 4)

The second FAFSA® onboarding page provides information about the different roles that may be required to participate in the student's FAFSA form and documents that may be needed to fill out the form.



FAFSA® FORM 2024-25 Student Raya Tran

Understanding the FAFSA® Form
2 of 4

Contributors to the FAFSA® Form



Parents or Spouses
Your answers on the FAFSA form will determine if any contributors need to be identified. These contributors will complete their own sections of the form and are asked to provide personal and financial information, but will not become financially responsible for your education.



How to Invite
Contributors will need to log in with their own FSA ID to provide their information. To invite a contributor to your FAFSA form, you'll need to provide their name, date of birth, Social Security number, and email address.

Information or Documents You May Need ^

You might need the following information or documents as you fill out the FAFSA form:

- Tax returns
- Records of child support received
- Current balances of cash, savings, and checking accounts
- Net worth of investments, businesses, and farms

Previous Continue

Student Onboarding (3 of 4)

The third FAFSA® onboarding page provides information about the types of questions the student can expect to see and how they can get additional help with filling out the FAFSA form.



FAFSA® FORM 2024-25 Student Raya Tran

Understanding the FAFSA® Form

3 of 4

What To Expect

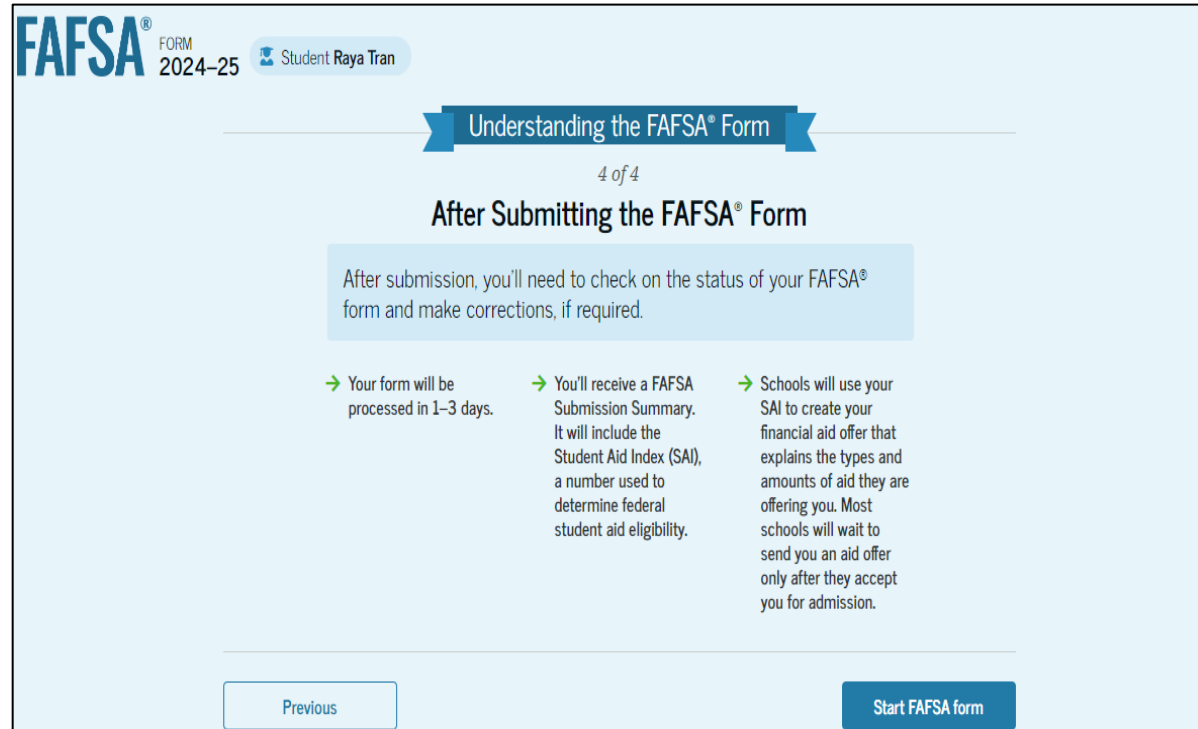
How long will this take? 1 hour

Every contributor must provide consent for you to be eligible for federal student aid. With your consent, we can obtain your federal tax information automatically from the IRS to help you complete the FAFSA® form. You can save the form and return to it later if you need more time.

Previous Continue

Student Onboarding (4 of 4)

The last FAFSA® onboarding page provides information about what to expect once the FAFSA form is completed and submitted. On this page, the student can select "Start the FAFSA form" to begin.



FAFSA® FORM 2024-25 Student Raya Tran

Understanding the FAFSA® Form

4 of 4

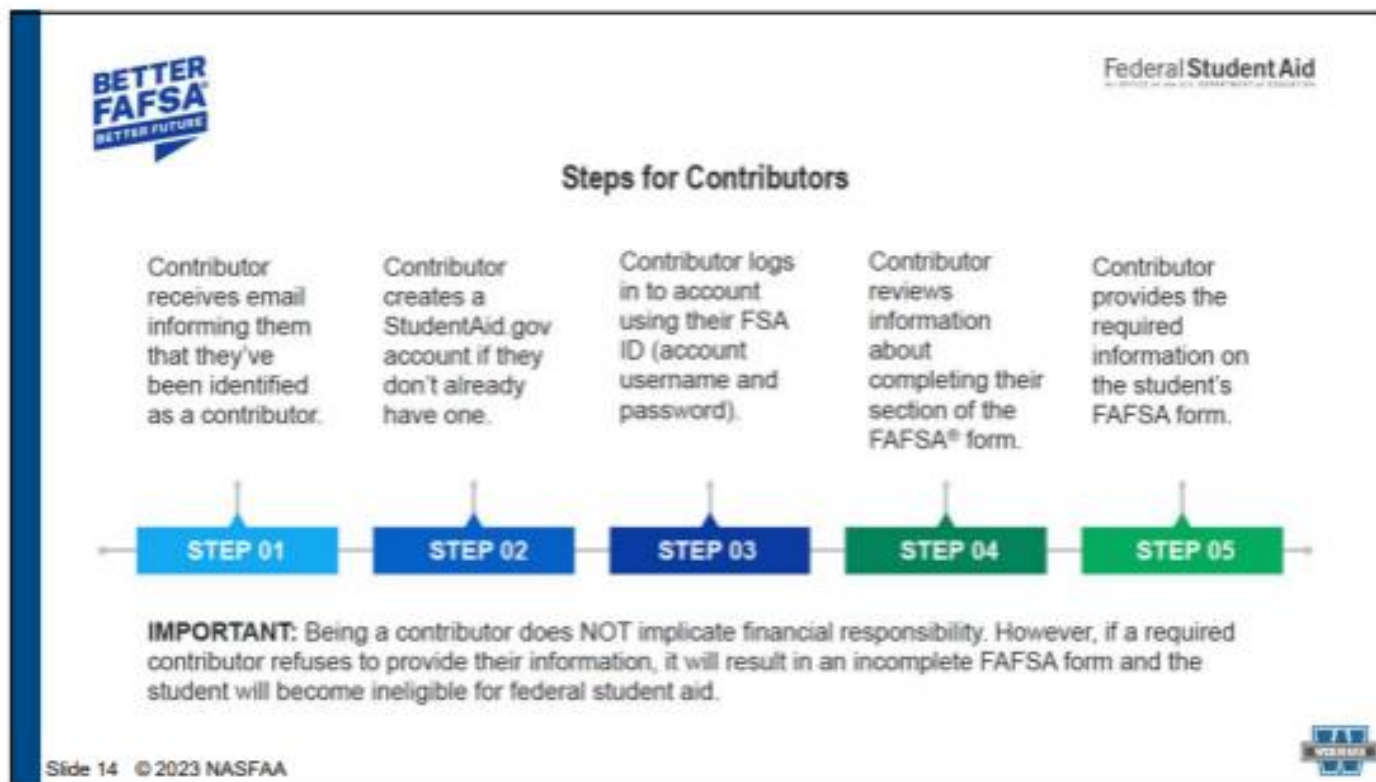
After Submitting the FAFSA® Form

After submission, you'll need to check on the status of your FAFSA® form and make corrections, if required.

- Your form will be processed in 1-3 days.
- You'll receive a FAFSA Submission Summary. It will include the Student Aid Index (SAI), a number used to determine federal student aid eligibility.
- Schools will use your SAI to create your financial aid offer that explains the types and amounts of aid they are offering you. Most schools will wait to send you an aid offer only after they accept you for admission.

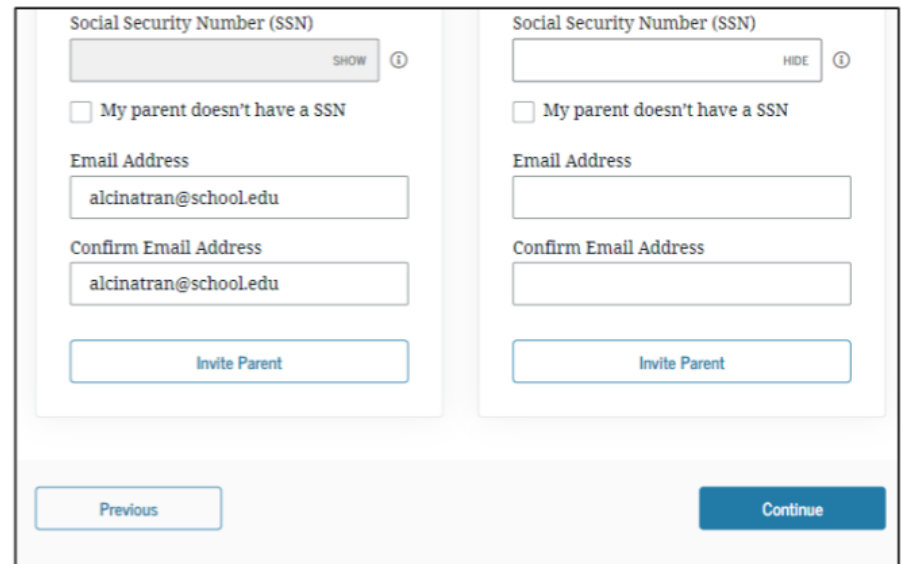
[Previous](#) [Start FAFSA form](#)

Contributor Information



Contributor Invitation

The student is asked to enter personal information about their parents in order to send them an invite to their FAFSA® form. In this scenario, the student invites one parent.



Student Signature

By signing this application electronically using your username and password, and/or any other credential or by signing a signature page and mailing it to us, you certify that all of the information you provided is true and complete to the best of your knowledge and you agree, if asked to provide

- information that will verify the accuracy of your completed form, and
- U.S. or state income tax forms that you filed or are required to file.

You also certify that you understand that the secretary of education has the authority to verify information reported on your application with the Internal Revenue Service and other federal agencies.

If you sign this application or any document related to the federal student aid programs electronically using a username and password, and/or any other credential, you certify that you are the person identified by the username and password, and/or any other credential and have not disclosed that username and password, and/or any other credential to anyone else. If you purposely give false or misleading information, you may be fined up to \$20,000, sent to prison, or both.

Sign Your FAFSA Form

I, Raya Tran, agree to the terms outlined above

Cancel

Submit



Student Signature

On this page, the student acknowledges the terms and conditions of the FAFSA® form and signs their section. After agreeing and signing, the student is able to submit their section of the FAFSA form. Since parent information has not been provided, the FAFSA form is not considered complete and can't be processed yet.

A screenshot of the FAFSA 2024-25 Student Signature page. The page header shows "FAFSA FORM 2024-25" and "Student Raya Tran". A progress bar at the top indicates five steps: Personal Circumstances, Demographics, Financials, Colleges, and Signature (5), with the last step being active. The main heading is "Sign and Complete Your Part". Below this is a green box titled "Summary" containing the text: "This page confirms you understand the terms and conditions of the FAFSA form, and that you have filled it out accurately to the best of your ability." and "The FAFSA form is a legal document you will electronically sign with your FSA ID. Because this is associated with your personal information, do not share it with anyone." Below the summary is a paragraph: "By signing this application electronically using your FSA ID (username and password) and/or any other credential or by signing a signature page and mailing it to us, YOU, THE STUDENT, certify that you" followed by a bulleted list of conditions:

- will use federal and/or state student financial aid only to pay the cost of attending an institution of higher education,
- are not in default on a federal student loan or have made satisfactory arrangements to repay it,
- do not owe money back on a federal student grant or have made satisfactory arrangements to repay it,
- will notify your school if you default on a federal student loan, and
- will not receive a Federal Pell Grant from more than one school for the same period of time.



Student Signature Complete

Upon signing the student section, the student is presented the student section complete page. This page displays information for the student about next steps, including tracking their FAFSA® form. The student is reminded that their form is not completed and can't be submitted until the parent completes the contributor section of the form and signs it. Next, in this scenario, the student's invited parent will enter the FAFSA form and complete the parent section.

The screenshot shows the FAFSA 2024-25 interface for Student Raya Tran. The page features a light blue background with hot air balloon illustrations. A central banner reads "You're Almost There! The Student Section is complete!". Below this, a section titled "Parent Contributors" contains a message: "Requirements for Dependent Students: Your FAFSA form is not complete until your parents complete the contributor section of the form and sign it. Once completed, your FAFSA form will be submitted for processing." A table lists two parent contributors: Alcina Tran and Travis Tran, both with a "Date Request Sent" of 07/13/2024 and "Invite Sent" buttons. At the bottom, a dark blue footer contains the text "Track and Manage Your FAFSA Application and Your Contributors" and a "View Status" button. Below this, a message states: "This application has been added to My Activity in your StudentAid.gov account. Go there to:" followed by a list of instructions: "Review, edit, or cancel any FAFSA application information.", "Revise your household size, contact your schools.", and "Start your state application to apply for state-based financial aid."

Parent Contributors	Date Request Sent	Status
Alcina Tran	07/13/2024	Invite Sent Edit
Travis Tran	07/13/2024	Invite Sent Edit

Track and Manage Your FAFSA Application and Your Contributors [View Status](#)

This application has been added to My Activity in your StudentAid.gov account. Go there to:

- Review, edit, or cancel any FAFSA application information.
- Revise your household size, contact your schools.
- Start your state application to apply for state-based financial aid

Student Signature Complete

Here's What You Can Do Next



Check Your Email

You will receive an email version of this page at the following email address:
rayaatran@gmail.com.



Your FAFSA® Form Still Needs Contributor Information

The contributor(s) you selected will receive an email invitation to join your form every seven days until the application is complete.

Things You Should Know



View Your FAFSA® Submission Summary

Once your application is complete and submitted, you can view your FAFSA Submission Summary, a summary of the information you provided on your FAFSA form. You'll be able to access the FAFSA Submission Summary one to three days after you submit your application by logging back in with your account username and password (FSA ID).



Questions About Your Eligibility For Aid?

Visit the "FAFSA Help" page for more information.

[Get Help >](#)

We strongly recommend that your parent(s) complete their own section. If that isn't possible, you can manually provide their information, but you will not be eligible for federal student aid, including grants and loans, until they provide consent and sign the form.

[Provide Parent Information Manually >](#)



Parent Email Invitation

This is NOT a view within StudentAid.gov nor the FAFSA® form. This view demonstrates a parent opening the FAFSA invitation from their email. The parent selects “Log In” and is taken to StudentAid.gov.

Federal Student Aid

Help Complete [StudentFirstName]'s Form

[Contributor First Name],

[StudentFirstName] [StudentLastInitial] can't be eligible for federal student aid without your input. Help them complete the Free Application for Federal Student Aid (FAFSA®) form.

Providing information as a contributor does not make you financially responsible for [StudentFirstName]'s education costs. Completing the FAFSA form is how they qualify for student aid including

- Federal Pell Grants,
- federal student loans,
- state financial aid, and
- school financial aid.

[Log in with your FSA ID (account username and password) to complete your section.]

Note: Forms are deleted after 45 days of inactivity.

Don't recognize [StudentFirstname]? Read [\[help topic title\]](#).

[Log In](#)

Why You Were Invited

Without your input, [StudentFirstName] won't be eligible for federal student aid.

Reasons To Finish Early

Here's why it's a good idea to finish as soon as possible:

- States and schools have different deadlines for student aid. Check the ["FAFSA® Deadlines"](#) page for more information.
- You may need extra time to make corrections after you submit.

Can't find [StudentFirstName]'s Form?

Read [\[help topic title\]](#).

[Sign up for text alerts](#) to stay updated on our grant programs, loan forgiveness programs, repayment plans, and information about your loans.

This email was sent by: Office of Federal Student Aid
U.S. Department of Education
400 Maryland Ave, SW
Washington, DC 20520 US

Please do not reply to this email. Messages sent to the email address are not monitored. If you wish to contact us, please use the [Support Center](#) or contact us at 1-800-4FED-AID.



Parent Log In

The parent is taken from their email to the "Log In" page to enter their log-in credentials. To access the FAFSA® form, all users are required to have an FSA ID (account username and password). If the parent doesn't have an FSA ID, they can select "Create an Account."

A screenshot of the Federal Student Aid website's login page. The page is titled "Log In" and features a central form with the following elements: a header with "Federal Student Aid" and navigation links for "FAFSA® Form", "Loans and Grants", "Loan Repayment", and "Loan Forgiveness"; a search bar with "Log In | Create Account"; a "Log In" heading with a refresh icon; an input field for "Email, Phone, or FSA ID Username" containing the text "test595011623"; a "Password" input field with a "Show Password" link; a blue "Log In" button; links for "Forgot My Username" and "Forgot My Password"; a "Create an Account" link; and a "Help Me Log In to My Account" link. The footer contains "Help Center | Contact Us | Site Feedback", "About Us | Announcements | Data Center | Resources | Forms Library", and the "Federal Student Aid" logo with social media icons and a "Site Feedback" link.



Parent Status Center – My Activity

After successfully logging in, the parent is taken to their “My Activity” page. The parent sees an invitation to be a contributor on the student’s FAFSA® form.

A screenshot of the Federal Student Aid website's "My Activity" page. The page header includes the "FederalStudentAid" logo and navigation links for "FAFSA", "Loans & Grants", "Repayment", and "Loan Forgiveness". The main content area is titled "My Activity" and shows a "Currently Active" section. A prominent blue banner contains the text: "You have been requested to be a Contributor on a FAFSA for Raya Tran" and "The Free Application for Federal Student Aid (FAFSA) form helps students apply for federal grants, work-study, and loans." Below this text are two buttons: "Decline Invitation" and "Get Started". The banner also features the FAFSA logo with a stylized figure. Below the banner, there are two activity cards. The first card is titled "Borrower Defense Case #07688447" and includes a yellow "Action Required" badge and the text "Last Updated: 06/27/2022". The second card is titled "PSLF Application" and includes a yellow "Action Required" badge, the text "Last Updated: 06/22/2022", and a logo for "The Peace Corps".

Parent Contributor Information

This page provides information about being a contributor on a FAFSA® form.



FAFSA FORM 2024-25 Parent of Raya Tran

Parent Contributing to the FAFSA® Form

You have entered **Raya Tran's** FAFSA® form!

- This FAFSA form can't be submitted for processing until you provide some required personal and financial information.
- You can save this form and come back to it later.

Frequently Asked Questions

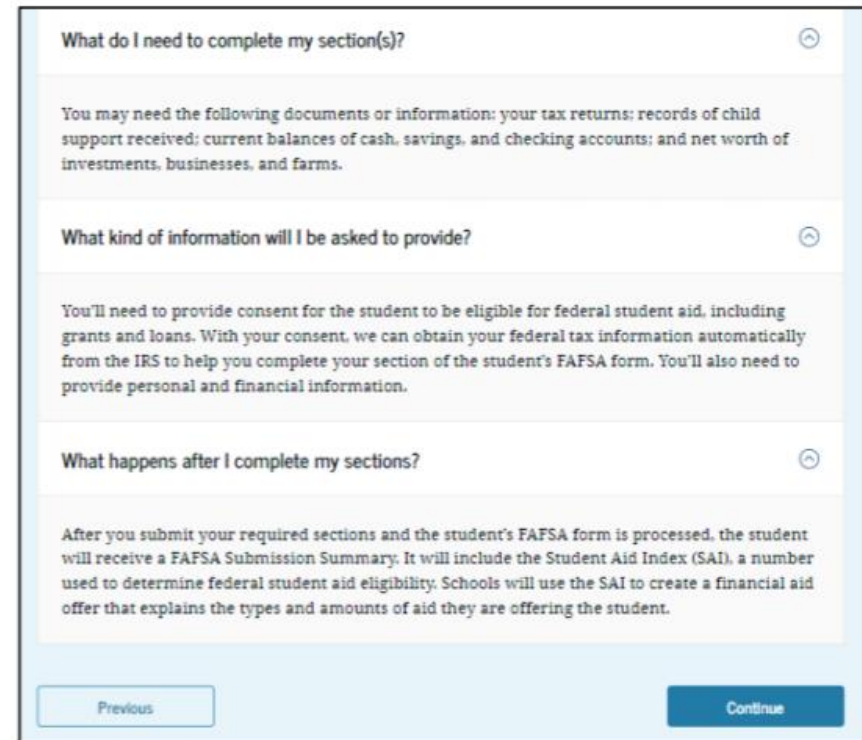
Why have I been invited to contribute to this FAFSA® form?

You have been invited to the student's form to provide personal and financial information that will help determine their eligibility for federal student aid.

Answers on the student's FAFSA form have indicated that you will need to provide additional information as a contributor to help determine their eligibility for federal student aid.

Does contributing to the form mean I'm responsible to pay for college?

No! Providing your consent and personal and financial information doesn't make you financially responsible for the student's education costs.



What do I need to complete my section(s)?

You may need the following documents or information: your tax returns; records of child support received; current balances of cash, savings, and checking accounts; and net worth of investments, businesses, and farms.

What kind of information will I be asked to provide?

You'll need to provide consent for the student to be eligible for federal student aid, including grants and loans. With your consent, we can obtain your federal tax information automatically from the IRS to help you complete your section of the student's FAFSA form. You'll also need to provide personal and financial information.

What happens after I complete my sections?

After you submit your required sections and the student's FAFSA form is processed, the student will receive a FAFSA Submission Summary. It will include the Student Aid Index (SAI), a number used to determine federal student aid eligibility. Schools will use the SAI to create a financial aid offer that explains the types and amounts of aid they are offering the student.

[Previous](#) [Continue](#)



Parent Onboarding Section

When the parent enters a 2024–25 FAFSA® form for the first time, they are taken through the FAFSA onboarding process. The first onboarding page provides an overview of the FAFSA form and an accompanying video.

A screenshot of the FAFSA 2024-25 onboarding page for a parent. The page is light blue and features the FAFSA logo at the top left, with "FORM 2024-25" and "Parent of Raya Tran" next to it. A blue banner reads "Understanding the FAFSA® Form" with "1 of 4" below it. The main heading is "What is the FAFSA® form?". Below this is a text box explaining that the FAFSA form is used to apply for grants, scholarships, work-study funds, and loans for college or graduate school. A video player is embedded, showing a woman in a hot air balloon basket with the text "FAFSA® Overview" and a play button. At the bottom, there are "Previous" and "Continue" buttons.



Parent Provides Consent

This page informs the parent about consent and their federal tax information. By providing consent, the parent's federal tax information is transferred directly into the FAFSA® form from the IRS to help complete the Parent Financials section. The parent selects "Approve" to provide consent and is taken to the next page.

FAFSA 2024-25 Parent of Rays Tran

Provide Consent or the Student Will Be Ineligible for Federal Student Aid

Summary

Your consent is needed to retrieve and disclose federal tax information (FTI). With your consent, we can obtain tax return information automatically from the IRS to help you complete your section of the student's FAFSA® form. If you don't provide consent, the student will not be eligible for federal student aid, including grants and loans. You must provide consent even if you didn't file a U.S. federal tax return or any tax return at all.

- Get your 2022 tax return information for the 2024-25 FAFSA form.
- Tax return information is required to complete the FAFSA form.
- FTI is used to determine the student's eligibility for federal student aid.

Under penalty of law, I certify that I am the individual associated with the FSA ID log-in credentials used to access the FAFSA form to provide the necessary approval and consent for the disclosure and use of my federal tax information (FTI) from the U.S. Department of the Treasury. By accepting below, I approve and consent to:

- The U.S. Department of Education to disclose my Social Security number, last name, and date of birth to the U.S. Department of the Treasury in order to obtain my FTI only for the purpose of determining the eligibility for, and the amount of, federal student aid for myself or of others for which I participated and shared my FTI by a program authorized under subpart 1 of Part A, Part C, or Part D of Title IV of the Higher Education Act of 1965, as amended.
- The use of my FTI by U.S. Department of Education officials and contractors (as defined in 26 U.S.C. § 6109(i)(13)), only for the purpose of determining the eligibility for, and amount of, federal student aid for myself or of others for which I participated and shared my FTI by a program authorized under Title IV of the Higher Education Act of 1965, as amended.
- The U.S. Department of Education to redisclose my FTI received from the U.S. Department of the Treasury, pursuant to 26 U.S.C. 6109(i)(13)(D)(iii), which includes:
 - institutions of higher education participating in the federal student aid programs authorized under the Higher Education Act of 1965, as amended;
 - state higher education agencies; and
 - scholarship organizations designated prior to Dec. 18, 2016, by the Secretary of Education.
- The use of my FTI for the application, award, and administration of student aid awarded by the federal government, institutions of higher education, state higher education agencies, and designated scholarship organizations.
- The redisclosure of my FTI to any future 2024-25 FAFSA forms for which I elect to participate (e.g., if I elect to participate in my child's FAFSA form or to complete my own FAFSA form after participating in another FAFSA form). My FTI will be redisclosed to these additional applications upon my affirmation to participate. I understand that I may decline an invitation to participate, which will prevent the transfer of my FTI to that FAFSA form.



Parent Provides Consent Cont'd

By approving and consenting, I further understand:

- My approval and consent are a condition of my eligibility or of others for which I have participated and shared my FTI for federal student aid, even if I did not file a U.S. federal tax return.
- FTI received from the U.S. Department of Treasury will supersede any manually entered financial or income information on the FAFSA form.
- The U.S. Department of Education may request updated tax information from the U.S. Department of Treasury once consent is provided. If FTI has changed (e.g., amended tax return filed with revised FTI), then eligibility for and amounts of federal, state, and institutional financial aid may change.
- If I do not approve and consent to the disclosure of my FTI, the U.S. Department of Education will be unable to calculate my eligibility for federal student aid or the eligibility of others who have requested that I share my FTI on their FAFSA form.
- I am permitted to revoke my approval and consent for the disclosure and use of my FTI as outlined herein, at StudentAid.gov. However, by revoking such approval and consent, neither I nor other applicants for which I participated and shared my FTI will be eligible for future federal student aid and/or other financial aid program that used FTI to make determinations for eligibility of aid awarded by an institution of higher education, state higher education agency, or other designated scholarship organization.

Frequently Asked Questions

Who should provide consent?

If I'm married and didn't file a joint tax return with my current spouse, does my spouse have to provide consent for you to access their tax information?

What happens after I provide consent?

What happens if I revoke consent?

What happens if I decline consent?

Select "Approve" to consent to using your tax information to determine the student's eligibility for federal student aid. If you select "Decline," the student will not be eligible for federal student aid.

Previous

Decline

Approve



What Does All This Mean to Students/Parents?

- ✓ Students and parents may begin, complete, and submit a new 2024-25 FAFSA beginning Dec 31, 2023
- ✓ Students will still respond to questions to identify if parent information is required or not
- ✓ New student race and ethnicity question – “prefer not to answer” option
- ✓ Dependent students must invite their parent(s) to contribute to the FAFSA form if the parent information is required – and each parent MAY need their own FSA ID account.
- ✓ Students and contributors must provide consent to retrieve and disclose federal tax information from the IRS for the student to be eligible for federal student aid. If a contributor declines, the FAFSA will NOT be processed.
- ✓ Family size will be based on the exemptions on the 2022 federal tax return, parents have the option to indicate if this # is correct or if not to update the household size to the appropriate # of children and/or other dependents who will receive more than half their support from the parents during the award year.
- ✓ The parent(s) will be asked how many people in the household will be in college during the award year – while this is a question on the FAFSA as noted previously the # in college has no effect on the calculation of the student aid index (SAI).



What Does All This Mean to Students/Parents?

- ✓ Student and parent asset questions will be asked, and a response must be provided even if \$0.
- ✓ Students and parent may be eligible to transfer their FAFSA information into state aid applications for PA State Grant eligibility. PHEAA's May 1 deadline for FAFSA submission has not changed for the 2024-25 award year.
- ✓ After the FAFSA form is processed, students can correct or update their application. Contributors (parent(s) or spouse) can correct or update ONLY their sections of the FAFSA application.
- ✓ Change in formulas from EFC to SAI may cause confusion
- ✓ For first-time freshman with no siblings already attending college this will be the new normal
- ✓ Expect the most changes for returning freshman, upperclassmen, and freshman with siblings as upperclassmen
- ✓ Some students will lose aid, others will gain eligibility
- ✓ SFS Office may be inundated with communications, start reviewing college websites and other resources so you are prepared now.



SFS Plan...

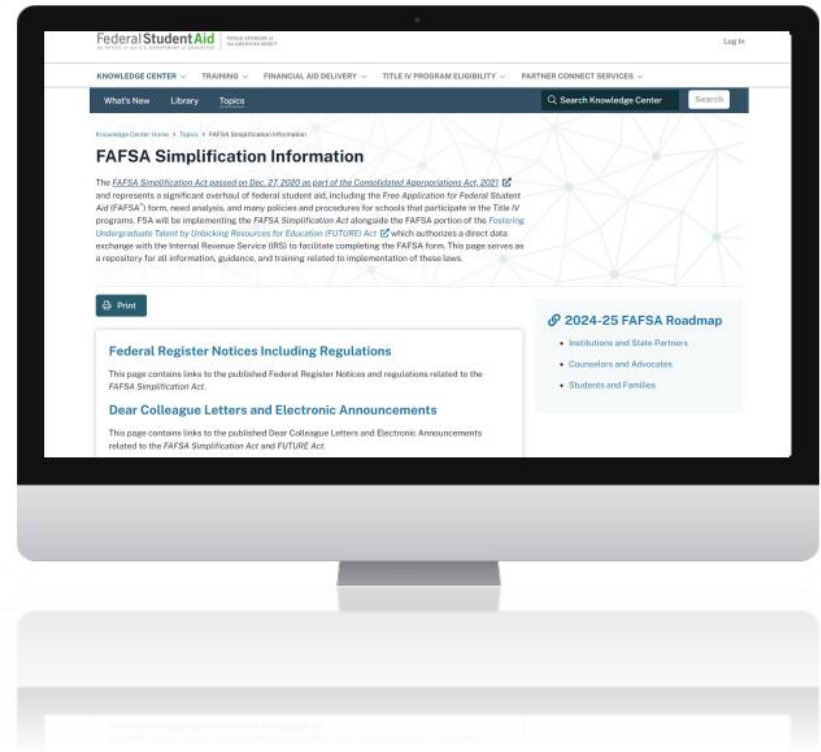
- ❑ Financial Aid Offers for Fall 2024 Admits Out February 2024
- ❑ Appeals/Professional Judgement Begin Early February

Students and Families

Resource	Delivery Date
<p>Preparing for 2024-25 FAFSA Outreach Campaign</p> <p>A communications campaign, including videos, directed to students and families highlights what they should do to prepare for the new FAFSA form. The campaign also will provide key facts about what to expect from the new FAFSA process, including how to create an FSA ID, features of the 2024-25 FAFSA form, and Federal Pell Grant eligibility.</p>	Summer 2023
<p>Financial Aid Estimator and Preview Tools</p> <p>Online tools for students and families will provide an early estimate of their Student Aid Index and potential eligibility, as well as visual previews of the new FAFSA form.</p>	Summer through Fall 2023
<p>FAFSA Information Updates on StudentAid.gov</p> <p>Ongoing updates to FAFSA information and help resources will be posted to StudentAid.gov including FAFSA process implementation updates.</p>	Summer 2023 through Winter 2024
<p>FSA YouTube Channel Updates https://www.youtube.com/@FederalStudentAid/playlists</p> <p>FSA will develop videos to engage students and families. Topics will include "Preparing for the FAFSA Form" and "2024-25 FAFSA FAQs".</p>	November 2023 - February 2024
<p>2024-25 FAFSA Form Available</p>	By December 31, 2023
<p>FSA Social Media Outreach</p> <p>Ongoing multi-channel social media campaign to prepare students and families for the 2024-25 FAFSA.</p>	Beginning November 2023
<p>2024-25 FAFSA Form Processing</p> <p>FSA will begin processing FAFSA forms submitted online and students will begin to receive FAFSA Submission Summaries.</p>	January 2024

Resources

- ✓ [Home | Federal Student Aid](#)
- ✓ [Create Account | Federal Student Aid](#)
- ✓ [Resources | Federal Student Aid](#)
- ✓ [10 Common FAFSA Mistakes to Avoid – Federal Student Aid](#)
- ✓ [Our Toolkit Helps you Complete the FAFSA | PHEAA](#)





Questions

Alvernia University
Office of Student Financial Services
400 Saint Bernardine Street
Reading, PA 19607
610.796.8201
sfs@alvernia.edu

